



M O D E L

300

RAISED-PANEL WOOD

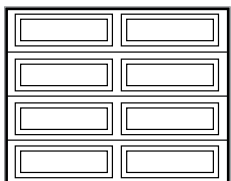
**Expertly handcrafted, our Colonial-style wood garage door showcases raised panels and classic designs, combining enduring elegance with durable materials and modern craftsmanship to suit a variety of architectural styles.**



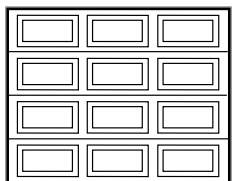
## DOOR CONSTRUCTION

- Each section is constructed of 1-<sup>3</sup>/<sub>8</sub>" thick solid wood rails and stiles. The Model 300 features panels with clear rails & stiles in hemlock or an optional upgrade to cedar
- Raised panels are <sup>3</sup>/<sub>4</sub>" thick solid wood and locked into place. A variety of carved designs for raised panels are optional
- Mortise and tenon joints, waterproof glued and steel pinned, provide lasting strength
- Shiplap style connections between sections create a weathertight fit and assist smooth operation along with rust-resistant, hot-dipped galvanized steel tracks and hardware
- All doors are shipped sanded and unfinished


## PANEL DESIGNS




4-2



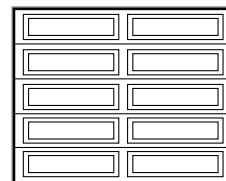
4-3



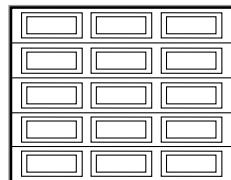
4-4




4-6



5-2



5-3



5-6



Carved Raised Panel Designs (optional)

## WINDOWS



Sunray



Sherwood



Cathedral



Ruston



Bachelor



Colonial Stockton 2 over 2



Elongated Stockton 4 over 4

## WOOD TYPES

Available in your choice of hemlock or cedar. Doors arrive sanded and ready to prime and paint or stain.



Hemlock



Cedar Panel

### Limited Warranty

The manufacturer warrants wood doors will be free from defects in material and workmanship for a period of one year from time of delivery.



**Wayne Dalton**

DISTRIBUTED BY:

2501 S. State Hwy. 121 Bus., Ste 200  
Lewisville, TX 75067

[wayne-dalton.com](http://wayne-dalton.com)

