



M O D E L

100

## RECESSED-PANEL WOOD

**Our handcrafted Colonial style wood garage doors combine timeless designs with modern craftsmanship and durable materials to complement a range of architectural styles.**



## DOOR CONSTRUCTION


- Shiplap connections between sections provide a weathertight fit and smooth operation. Tracks and hardware are rust-resistant, hot-dipped galvanized steel
- Individual door sections are 1-3/8" thick
- Panels are durable, 1/4" exterior-grade hardboard
- Panel frames (rails and stiles) are made from high quality, kiln-dried West Coast hemlock or Sitka
- Model 100 offers standard duty rails and stiles or heavy duty rails and stiles
- Mortise and tenon joints are glued and steel-pinned for lasting strength
- All doors are shipped sanded and unfinished

## PANEL DESIGNS

Double-car door designs.



4-4




4-8

Single-car door designs.



4-2



4-4

Doors shown with optional windows.

## WINDOWS



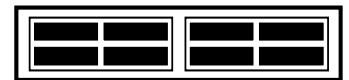
Plain Short Panel (4 light)



Plain Long Panel (2 light)



Cathedral



Stockton\*



Sunray

*\*Other windows are available.  
Consult your dealer for details.  
Molded designs with inserts may not fit all panel sizes.  
Consult your Wayne Dalton dealer for availability.*

### Limited Warranty

The manufacturer warrants wood doors will be free from defects in material and workmanship for a period of one year from time of delivery.



# Wayne Dalton

DISTRIBUTED BY:

2501 S. State Hwy. 121 Bus., Ste 200  
Lewisville, TX 75067

[wayne-dalton.com](http://wayne-dalton.com)

