



MODEL

9100

CLASSIC STYLE



Vertical Short panel, Almond finish, Decorative hardware

DOOR FEATURES

Pinch-Resistant Panels
prevent finger injuries while the door is closing.

Foamed-In-Place Polyurethane Insulation
provides thermal efficiency with an R-value* of 9†.

Integral Struts
add rigidity and strength for long life and smooth operation.



High Cycle Spring Option

Choose a 25,000 cycle spring for more than twice the life of a standard torsion spring.

TorqueMaster® Plus Counter Balance System

Contains springs safely inside a steel tube to prevent accidental release of tension that could cause injury and features anti-drop safety technology.

Wind Load Options

Available with structural reinforcements for use in coastal or high wind region.




Limited Lifetime Warranty

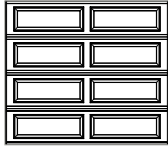


*Wayne Dalton uses a calculated door section R-value for our insulated doors. †R-value may vary slightly in relation to door heights and panel designs. See website for warranty and wind load details.


1 Choose Your Style




Short Panel




Long Panel



Vertical Short Panel



Vertical Long Panel



Flush Panel

2 Choose Your Color

Standard Finish



White



Almond



Sandstone



Gray



Brown



Black

Actual colors may vary from brochure due to fluctuations in the printing process. Always request a color sample for accurate color matching.

3 Choose Your Windows



Arched Stockton Long



Cascade Short



Clear Long



Prairie Short



Stockbridge Long (4-Long)



Stockton Long (8-Lite)




Stockton Short



Williamsburg Short

Not all window styles available on all panel designs. Window configuration may vary depending on door size. Visit your local Lowe's store for complete window selection.


4 Choose Your Decorative Hardware




Aspen



Conifer



Fleur De Lis



Spear



Vertical Short panel, Brown finish, Stockbridge Long 94-Long windows