



MODEL 8000

CLASSIC STYLE



Model 8000, Ranch panel, Black finish, Stockbridge II windows

DOOR FEATURES

TorqueMaster® Plus Counter Balance System

Contains springs safely inside a steel tube to prevent accidental release of tension that could cause injury and features anti-drop safety technology.



Bottom Weather Seal

Blocks draft and debris from entering the garage.

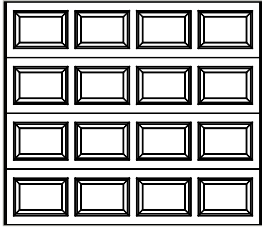
Wind Load Options

Available with structural reinforcements for use in coastal or high-wind regions.

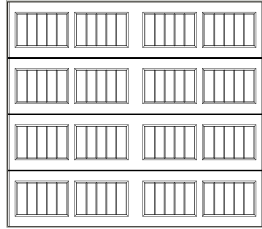
10 Year Limited Warranty



1 Choose Your Style



Colonial



Sonoma



Colonial panel, White finish, Clear I windows

2 Choose Your Color


Painted Finishes (Standard)




White



Almond



Taupe



Brown



Black

Actual colors may vary from brochure due to fluctuations in the printing process.

3 Choose Your Windows

For Colonial and Sonoma Panels



Cascade I



Clear I



Sherwood I



Stockton I



Prairie I




Williamsburg I



Williamsburg I Single arch, double car

Not all windows available in all areas. Windows shown are typical of an 8' wide door and placement may vary by panel design.

4 Choose Your Decorative Hardware



Aspen



Conifer



Fleur De Lis



Spear

Wayne Dalton

2501 S. State Hwy. 121 Bus., Ste 200
Lewisville, TX 75067

wayne-dalton.com

