

**Wayne
Dalton™**

M O D E L

8670

CARRIAGE HOUSE STEEL



COLORS

Painted Finishes



White



Gray



Clay



Green

Two-Toned Painted Finishes



Green/White



Gray/White



Clay/White

Stained Finishes



Mahogany




Walnut



Natural Oak



Green



Gray



Clay



Honduran Mahogany



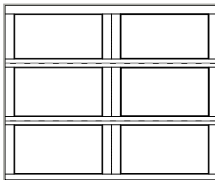
Red Oak



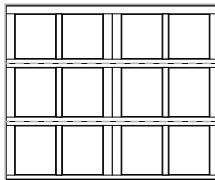
Wayne Dalton's custom painting process offers 6,000+ colors. See your Dealer for details.

Actual colors may vary from brochure due to fluctuations in the printing process. Always request a color sample from your Dealer for accurate color matching.

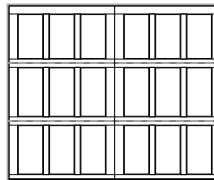
PANEL STYLES



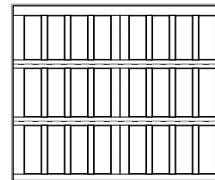
Westfield



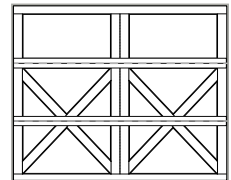
Newport



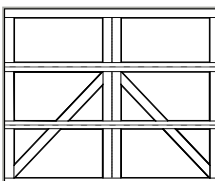
Providence



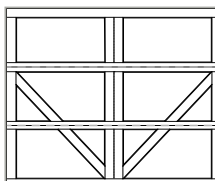
Oak Park



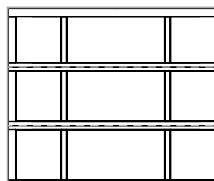
Lexington



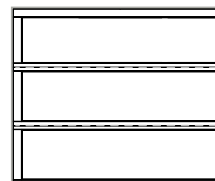
Charleston



Bellview



Hampton*



Camden

* Available in Square Top only
Doors shown are 7' high Square Top with 3-section styling.
8' high doors have 4-section styling. Most styles also available in solid arched tops.

WINDOWS



Plain Window Square



6 Window Square



8 Window Square



12 Window Square



16 Window Square



Plain Window Arched



6 Window Arched



8 Window Arched



12 Window Arched



16 Window Arched

Double car windows are named by the number of window panes in the door. Example: 8 Window Square for a single car door becomes 16 Window Square for a double car door. For arched windows on double car doors, you have the option of selecting a single arch or double arch.

Window patterns are shown for a typical single-car door. Spacing of windows may change depending on door size. Not all windows available on all door sizes.

Glass Options



Clear**



Gray Tinted Tempered*




Green Tinted Tempered*



Bronze Tinted Tempered*



Obscure



Satin Etched Tempered

*Non-Insulated only.

**Also available in 1/2" insulated.

DECORATIVE HARDWARE



Arrow



Aspen



Barcelona



Bean

Visit wayne-dalton.com for additional hardware styles.

FEATURES

Effective Joint Seals

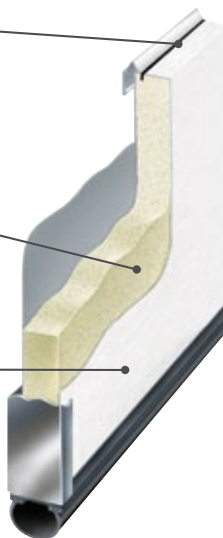
Snug fitting tongue-and-groove section joints reduce wind and weather from entering the garage.

Foamed-In-Place Polyurethane Insulation

Provides thermal efficiency with a U-factor* of 0.16 and an R-value** of 10 helps block street noise and makes the door operate more quietly.

Detailed Construction

Three-section styling on 7' high doors gives a custom design look. Our 8' high doors have four-section styling. All panels have finished interiors and low-profile hinges.



TorqueMaster® Plus Counterbalance System

Contains springs safely inside a steel tube to prevent accidental release of tension that could cause injury and features anti-drop safety technology.

High Cycle Spring Option

Choose a 25,000 cycle spring for more than twice the life of a standard torsion spring.

Limited Lifetime Warranty



*U-factor is independently tested and verified per ANSI/DASMA 105 using solid doors and specific product sizes.

**Wayne Dalton uses a calculated door section R-value for our insulated doors.

AFTER

BEFORE



Providence panel, Clay finish, Plain Window Square

Garage Door DESIGN CENTER

Discover the perfect garage door for your home with our Garage Door Design Center. Upload a photo of your home, experiment with panel designs, colors, window styles, and decorative hardware, and visualize the transformation. Try it today by scanning the QR code or visiting wayne-dalton.com—your journey to enhanced curb appeal starts with just a click!



THERMAL PERFORMANCE



Wayne Dalton participates in the DASMA Thermal Performance Verification Program. The program verifies the thermal performance of sectional garage doors. The lower the U-factor rating, the better the thermal performance.



Symbol indicates verified U-factor rating in accordance with the DASMA Thermal Performance Verification Program.

Wayne Dalton

DISTRIBUTED BY:

2501 S. State Hwy. 121 Bus., Ste 200
Lewisville, TX 75067

wayne-dalton.com

