



MODEL 8600

CARRIAGE HOUSE STEEL



DOOR FEATURES

Section Joints

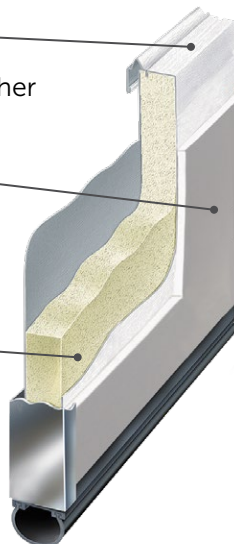
Snug fitting tongue-and-groove section joints reduces wind and weather from entering the garage.

Durable DecaTrim™ II Overlays

These overlay boards are specially treated to resist termites, weather and fungal decay.

Foamed-In-Place Polyurethane Insulation

Provides thermal efficiency with a U-factor* of 0.15 and an R-value** of 12.12, helps block street noise and makes the door operate more quietly.



*U-factor is independently tested and verified per ANSI/DASMA 105 using solid doors and specific product sizes.

**Wayne Dalton uses a calculated door section R-value for our insulated doors.

High Cycle Spring Option

Choose a 25,000 cycle spring for more than twice the life of a standard torsion spring.

Heavy Duty Hinges

Attractive 14-gauge heavy duty hinges provide maximum strength between sections, stability and smoother door operation.

Quiet Rollers

Ball-bearing rollers with nylon wheels and solid steel shafts provide years of smooth, quiet and dependable service.

Wind Load Options



Available with hardware and reinforcements to comply with building codes in regions with high winds.

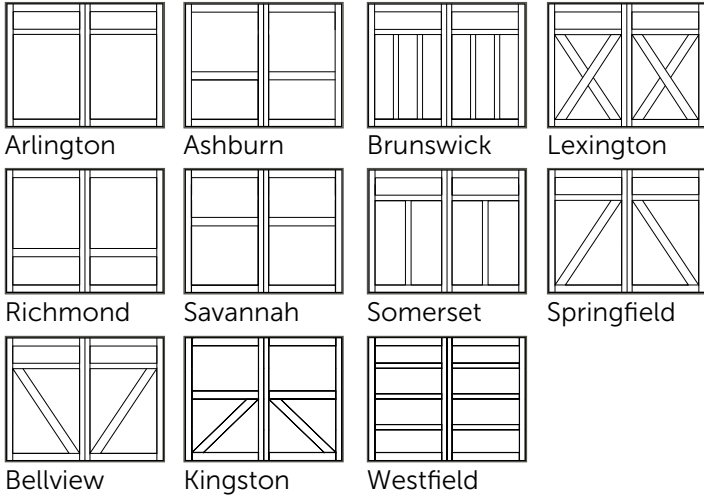
Limited Lifetime Warranty



1 Choose Your Style


All door top sections are available in arched or square designs. Double car door designs are equivalent to 2 single-car doors side by side.

Square Top

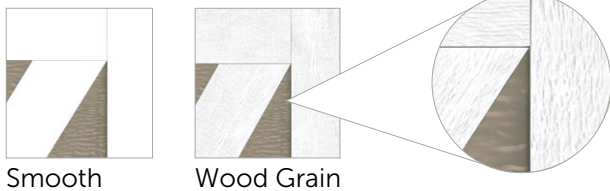


2 Choose Your Color

DecaTrim™ II overlays are provided in White only. For a two-toned look, choose from, Almond, Taupe, Terra Bronze, Brown or Black as shown below.



DecaTrim™ II Overlay Texture Options



Wayne Dalton

2501 S. State Hwy 121 Bus., Ste 200
Lewisville, TX 75067

wayne-dalton.com

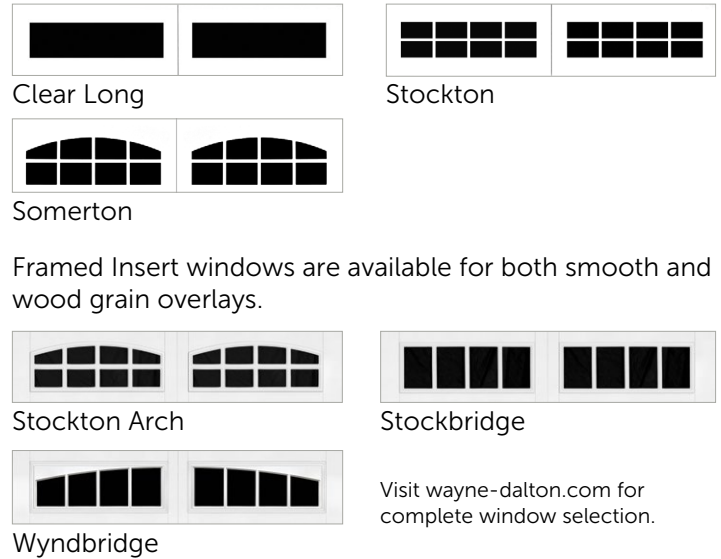


© 2024 Wayne Dalton, a Division of Overhead Door Corporation. Consistent with our policy of continuing product improvement, we reserve the right to change product specifications without notice or obligation. Item L901-004 10/24


3 Choose Your Windows

Window patterns are shown for an 8' wide single-car door. Spacing of windows may change depending on door size. Not all windows are available in all door sizes.

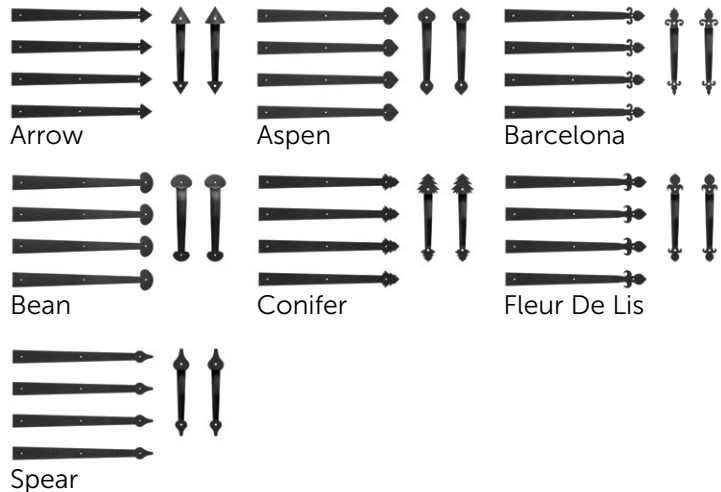
Routed windows are only available with smooth overlay trim.



Framed Insert windows are available for both smooth and wood grain overlays.



4 Choose Your Decorative Hardware



THERMAL PERFORMANCE



Wayne Dalton participates in the DASMA Thermal Performance Verification Program. The program verifies the thermal performance of sectional garage doors. The lower the U-factor rating, the better the thermal performance.



Symbol indicates verified U-factor rating in accordance with the DASMA Thermal Performance Verification Program.