



MODEL  
**9405**

**FARMHOUSE STYLE**



*Westfield panel, Clay finish, Arched Stockton, Decorative hardware*

## DOOR FEATURES

### Pinch-Resistant Door Panels

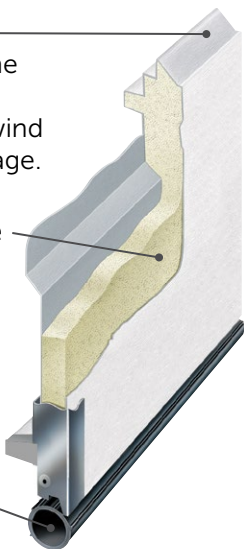
Help prevent finger injuries while the door is closing. Snug fitting tongue and-groove section joints reduce wind and weather from entering the garage.

### Foamed-In-Place Polyurethane Insulation

Provides thermal efficiency with an R-value\* of 10, helps block street noise and makes the door operate more quietly.

### Bottom Weather Seal

This bulb shaped seal blocks draft and debris from entering the garage.



### TorqueMaster® Plus Counterbalance System

Contains springs safely inside a steel tube to prevent accidental release of tension that could cause injury and features anti-drop safety technology.

### Wind Load Options



Model 9405 is available with hardware and reinforcements to comply with building codes in regions with high winds.

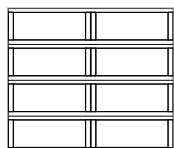
### Limited Lifetime Warranty




\*Wayne Dalton uses a calculated door section R-value for our insulated doors.

## 1 Choose Your Style


Available in 8', 9', 10', 15', 16' and 18' wide by 7', 8', 9' and 10' high. Doors measuring over 15' wide come with a double-car door design, which is equivalent to 2 single-car doors side by side.




Westfield



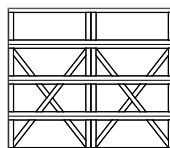
Newport



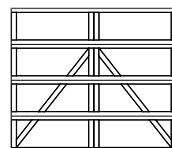
Providence



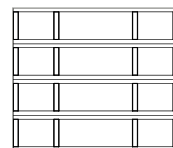
Oak Park




Lexington



Charleston



Hampton



Camden

## 2 Choose Your Color

### Painted Finishes



White (Standard)



Almond



Clay



Gray



Green



Brown

### Two-Toned Painted Finishes

All door sections will be painted in the color chosen. All trim pieces will be white.



Green/White



Gray/White



Clay/White

## 3 Choose Your Windows



Cascade III



Clear III



Stockton III



Arched Stockton



Waterton III



Arched Stockton Double



Arched Stockton Single

## 4 Choose Your Decorative Hardware



Aspen



Conifer



Fleur De Lis



Spear

### Glass Options




Clear



Gray Tinted



Obscure  
Tempered



Satin Etched

Additional glass options: clear tempered, satin etched tempered and impact resistant.

**Wayne Dalton**

2501 S. State Hwy. 121 Bus., Ste 200  
Lewisville, TX 75067

[wayne-dalton.com](http://wayne-dalton.com)

