



# DALTONDOCK™

HYDRAULIC PIT LEVELER



## CREATES A SMOOTH TRANSITION FROM WAREHOUSE TO TRAILERS


### Installer Friendly

- Four steel fork loops bolted to the deck improve stability during transport and placement, and help prevent sliding when stacked
- Height adjusters operate from the building floor—no need to crawl beneath the leveler to shim and weld the rear frame
- Adjusters quickly align the deck with the building floor for faster setup
- Shim only under the main cylinder, lip keeper, and maintenance brace—improves safety and reduces effort
- Rear curb angle cutouts clearly mark weld points for quicker installation

### Smooth Building-To-Truck Transition

- Optimized beveled lip reduces bumps and minimizes damage to cargo and equipment
- Creates a smoother, level pathway to reduce shocks and jolts to workers
- Supports efficient movement of forklifts and material handling equipment

### Durable Design and Finish

- Center-mounted hydraulic lift cylinder ensures optimal performance and safety
- Textured powder coat finish provides long-lasting durability
- Meets ANSI MH30.1-2022 load testing requirements 
- C-channel beams strengthen the deck and minimize moisture buildup
- Flat deck design eliminates transition angles—reducing common repair needs
- Full-width deck hinge enhances long-term durability

**1-Year Limited Warranty; 2-Year Limited Warranty when Wayne Dalton brand commercial door and Hydraulic Pit Leveler purchased together.**

**Wayne  Dalton™**

## Safety Focused

- Velocity fuse restricts free fall of leveler to 3" if trailer leaves the dock unexpectedly
- Fully floating hydraulic system allows constant contact with the bed of the trailer
- Proprietary powder coat formulation on deck and lip surfaces is textured to provide enhanced traction and non-slip protection even when wet
- Minimal bumps or gaps on deck/lip reduce trip hazards for workers

## Durability, Low Maintenance, Low Downtime

- Textured powder coat provides an extremely durable finish, better corrosion protection and adhesion compared to wet paint
- Heavy-duty multi-lug hinge sheds debris to reduce stress and wear while allowing easy lubrication for smooth operation
- Deck hinge is fully supported across the entire width of the deck, which spreads the load across the width of the deck instead of concentrating the load on just a few hinge points
- Fully protected powerpack behind the main cylinder, easy to access and adjust

## Environmentally Friendly

- Our powder coat process has fewer Volatile Organic Compounds (VOCs) and solvents compared to paint
- Overspray is recycled which reduces waste disposal issues compared to a traditional paint process
- The US Environmental Protection Agency (EPA) recommends powder coatings as a sustainable coating option

## Serviceability and Installation

- Open base frame provides full-length access for cleaning and service, eliminating rear cross-pit beams that trap debris and block pit access
- Serviceable lip and hinge pins can be removed without breaking welds
- Easily accessible tethered maintenance brace
- Lip keepers adjust for off spec pits to more easily accommodate 18"/20"

**Wayne Dalton**

2501 S. State Hwy. 121 Bus., Ste 200  
Lewisville, TX 75067

wayne-dalton.com



## MODELS H68WD/H78WD

WEIGHT CAPACITY	DIMENSION (NOMINAL)	
30,000, 35,000, 40,000, and 45,000 lbs. CIR	Model H68WD: 6' W x 8' L Model H78WD: 7' W x 8' L	
BUMPERS	STANDARD	OPTIONAL
Laminated Bumpers 410-14 W1	✓	
Laminated Upgraded Bumpers 410-14 W2, 412-14 W1/W2, 610-14 W1/W2, V420-11 W1/W2, V620-11 W1/W2, V624-11 W1/W2		✓
Steel Face Bumpers 410-14 SF W1/W2, 610-14 SF W1/W2		✓
CONTROL		
Base Control Panel (Single button)	✓	
Working, Range 12" Above/Below Dock	✓	
FINISH		
Textured Gray Powder Coat	✓	
LIP		
16" Lip	✓	
18" & 20" Lip		✓
Lip Keepers	✓	
Lip Bevel	✓	
Lip Taper (Model H78WD only)	✓	
OPERATION		
End Loading & Below Dock Capable	✓	
Hydraulic Pump: 3 Phase 208V, 240V, 480V		✓
Hydraulic Pump: Single Phase 120V, 208V, 240V		✓
Working, Range 12" Above/Below Dock	✓	
SAFETY		
Tethered Maintenance Brace	✓	
Safety Tread on Deck and Lip	✓	
Velocity Safety Fuse	✓	
Toe Guards: Full Operating Range	✓	
TRANSPORT		
Reinforced Lifting Bolt Holes in Deck (4)	✓	
Steel Lifting Loops (Bolt to Deck) (4)	✓	
WEATHER SEALS		
Weather Seal: Brush		✓
Weather Seal: Neoprene		✓