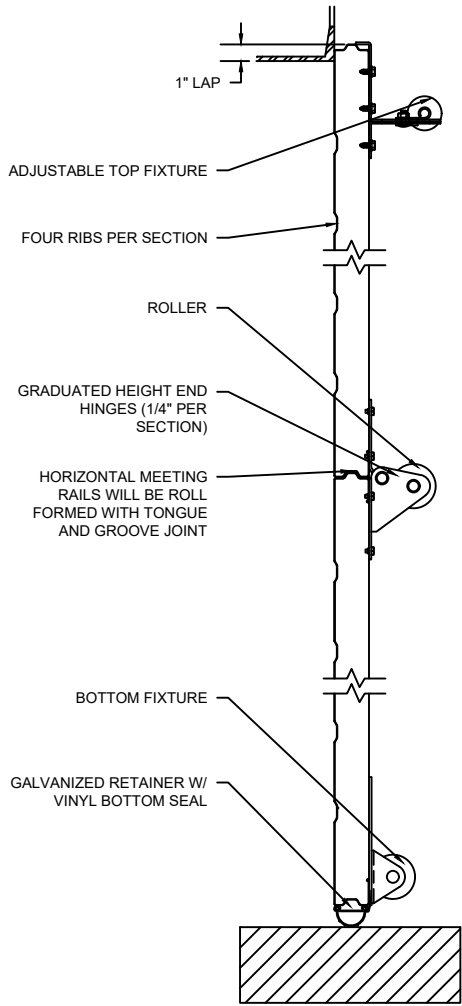
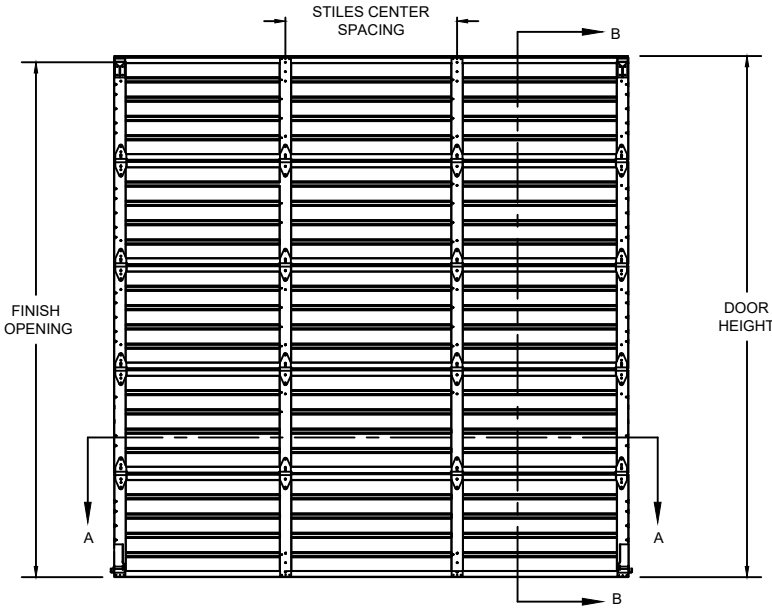


| MODEL | STANDARD MAX. VALUES | |
|---------|----------------------|--------|
| | WIDTH | HEIGHT |
| CX-2400 | 20' 2" | 16' 1" |

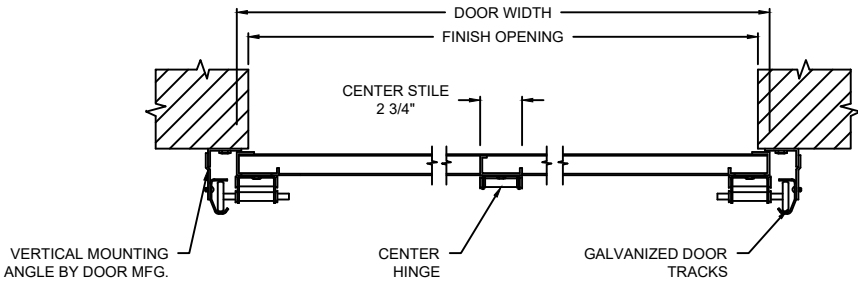
NOTE: 5 SECTION, 3 PANEL, SOLID DOOR
SHOWN. SECTION, AND PANEL WILL VARY.



SECTION B-B



ELEVATION



SECTION A-A

| OPTIONS | |
|-----------------|---|
| OPENING WIDTH | |
| OPENING HEIGHT | |
| DOOR TRACK SIZE | <input type="checkbox"/> 2" <input type="checkbox"/> 3" |
| END STILES | <input type="checkbox"/> SINGLE <input type="checkbox"/> DOUBLE |
| STILES SPACING | <input type="checkbox"/> 40" <input type="checkbox"/> 48" |
| WINDOW OPTIONS | <input type="checkbox"/> NO WINDOW <input type="checkbox"/> 20" X 5" VISION LITE <input type="checkbox"/> FULL-VIEW LITES |
| SEAL OPTIONS | <input type="checkbox"/> JAMB SEAL <input type="checkbox"/> STANDARD BOTTOM SEAL <input type="checkbox"/> TOP SEAL |
| LOCK OPTIONS | <input type="checkbox"/> DOUBLE LOCK BAR <input type="checkbox"/> SHORT LOCK BAR <input type="checkbox"/> STANDARD SLIDE LOCK |

| COMPONENT | MATERIAL | OPERATION | NOTES: |
|-------------------|------------------------------------|----------------|----------------------------|
| SECTIONS | 24 GA. NOM. ROLL-FORMED GALVANIZED | MANUAL PUSH UP | - WARRANTY: 1-YEAR LIMITED |
| CENTER/END STILES | 20 GA. STEEL | | |
| HARDWARE | GALVANIZED STEEL | | |
| WEATHERSTRIP | FLEXIBLE VINYL | | |

SECTIONAL

CX-2400 SECTIONAL STEEL DOORS (NON-INSULATED)

| | | |
|----------|-------|---------------------|
| DWG. NO. | DATE: | Wayne Dalton |
| SHEET | BY: | |