

## ROLLING DOOR PRODUCTS



■ SERVICE DOORS

■ FIRE DOORS

■ SECURITY GRILLES

■ COUNTER SHUTTERS

■ SECURITY SHUTTERS

# COMMERCIAL DOORS

The Wayne Dalton line of Rolling Door Systems features service doors, fire doors, security shutters, counter shutters and grilles designed to fit a wide range of applications. In many instances a specific application calls for a specialized door that doesn't quite fit one of our standard models. These situations are an ideal time to call on our highly skilled product team for assistance.

Our Rolling Door customer service managers and engineers can assist you in identifying precisely what your needs are and whether modifying a standard door design to meet your criteria would be feasible. From engineering oversized doors to modifying doors to accommodate pass-doors or other obstructions, our team has a great deal of experience at customizing doors to meet our customers' unique needs.

For more information, including detailed drawings, specifications and other technical information, contact the Wayne Dalton Rolling Door Group at 800-764-1457 or visit us online at [wayne-dalton.com/commercial](http://wayne-dalton.com/commercial).

MODEL	MAXIMUM WIDTH	MAXIMUM HEIGHT	FIRE LABELED	WIND LOAD RATED	CONSTRUCTION
<b>SERVICE DOORS</b>					
<b>Models 800 ADV/800C ADV Rolling Service Doors</b>	30'0"	20'0"	--	+20/-20 psf standard, Higher pressures available	Steel, Aluminum, Stainless Steel
<b>Model 800C ThermoTite™ Rolling Service Door (Insulated)</b>	42'0"	30'0"	--	+20/-20 psf standard, Higher pressures available	Steel, Aluminum, Stainless Steel
<b>Model 800 Rolling Service Doors (Optional Secur-Vent® Ventilated Slats)</b>	40'0"	40'0"	--	+20/-20 psf standard, Higher pressures available	Steel, Aluminum, Stainless Steel
<b>Models 800HC/800C HC High Cycle Rolling Service Doors</b>	30'0"	20'0"	--	+20/-20 psf standard, Higher pressures available	22-gauge Galvanized Steel
<b>Model 900 Rolling Service Door</b>	14'0"	14'0"	--	+20/-20 psf standard, Higher pressures available	Steel, Aluminum, Stainless Steel
<b>Model 926 Rolling Service Door</b>	12'0"	12'0"	--	+20/-20 psf standard, Higher pressures available	26-gauge Galvanized Steel
<b>FIRE-RATED DOORS AND COUNTER SHUTTERS</b>					
<b>FireStar® Model 700C Fire Doors (Insulated)</b>	24'0"	24'0"	Yes	Optional	Steel, Stainless Steel
<b>FireStar® Model 700 Fire Door*</b>	36'0"	28'0"	Yes	Optional	Steel, Stainless Steel
<b>FireStar® Models 540/550 Counter Shutters</b>	16'0"	8'0"	Yes	--	Galvanized Steel (540), Stainless Steel (550)
<b>SECURITY GRILLES</b>					
<b>Model 600 HC High Cycle Rolling Grille</b>	14'4"	30'0"	--	--	Steel, Aluminum, Stainless Steel
<b>Model 600 ADV Advanced Rolling Grille System</b>	30'4"	14'4"	--	--	Steel, Aluminum, Stainless Steel
<b>Model 600 Rolling Grille (Optional Emergency Egress)</b>	42'0"	20'0"	--	--	Steel, Aluminum, Stainless Steel
<b>Model 610 Accordion Folding Grille</b>	No Limit	14'0"	--	--	Aluminum
<b>COUNTER SHUTTERS</b>					
<b>Model 500 Rolling Counter Shutters</b>	15'0"	7'0"	--	--	Steel, Aluminum, Stainless Steel
<b>Model 530 Wood Counter Shutters</b>	12'0"	8'0"	--	--	Various woods
<b>Model 560 Integral Frame (Available with fire rated option)</b>	12'0"	6'0"	Optional	--	Steel, Aluminum, Stainless Steel
<b>SECURITY SHUTTERS</b>					
<b>Model 523 Rolling Security Shutters</b>	20'0"	14'0"	--	--	Aluminum

\*Maximum height and width are independent of each other and may vary based on slat profile, material and gauge.



# ROLLING DOOR PRODUCTS



## MODELS 800 ADV/800C ADV ROLLING SERVICE DOORS

Models 800 ADV/800C ADV are three times faster than standard rolling steel doors.

- Opening speed of 24" per second and closing speed of 12" per second
- Rated for design pressure of = +20/-20 psf standard. Higher psf ratings are available
- Springless direct drive design provides smooth, reliable, high cycle operation
- Wireless safety edge reverses downward motion upon impact



## MODELS 800 HC/800C HC HIGH CYCLE ROLLING SERVICE DOORS

The innovative springless design provides the safety and security of a rolling door, but with a cycle life 25 times our standard service door.

- Extended cycle life of 500,000
- R-value\* = 7.71
- Wind load up to = +20/-20 psf standard
- Higher psf ratings are available



## MODEL 800C THERMOTITE™ ROLLING SERVICE DOOR

The Thermotite 800C is an insulated, energy efficient door with standard sizes up to 42' wide and 30' high.

- Wind load = +20/-20 psf standard. Higher psf ratings are available
- R-value\* = 7.7
- Polyurethane foamed-in-place insulation, 3" flat slats



## MODEL 800 ROLLING SERVICE DOOR

Designed for strength and durability, Wayne Dalton's Model 800 doors are available in a variety of materials, slat profiles and colors.

- Maximum width 40'0"; maximum height 40'0"
- Wind load = +20/-20 psf standard. Higher psf ratings are available
- Heavy-duty 3" flat and curved slats available
- Additional options include Secure-Vent and Titan slats for special applications

\*Wayne Dalton uses a calculated door section R-value for our insulated doors.

# COMMERCIAL DOORS

## MODEL 900 ROLLING SERVICE DOOR

Popular in exterior and interior applications, this rolling service door is an ideal value when reliability and durability are required.

- Openings up to 14' x 14'
- Wind load = +20/-20 psf standard on most size and slat gauges
- 2" flat and curved slats available
- Available in Gray, White, Beige or Brown



## MODEL 926 ROLLING SERVICE DOOR

Model 926 doors provide an economical yet durable solution for everything from self-storage to industrial openings.


- Maximum width 12'0"; maximum height 12'0"
- Wind load = +20/-20 psf standard
- 2" flat slats
- Galvanized steel



## FIRESTAR® MODELS 700/700C ROLLING FIRE DOORS

Ideal for commercial and industrial interior applications, these doors provide a practical solution to safety and fire protection.

- Model 700C maximum width 24'0"; maximum height 24'0"
- Model 700 (uninsulated) maximum width 36'0", height 28'0"
- Model 700C features mineral wool insulation which provides an R-value\* of 5.0
- UL fire-rated labels up to 4 hours (FM labels available)
- Compact design for maximum access through opening
- Release system ties into the building's fire system



## FIRESTAR® MODELS 540/550 FIRE-RATED COUNTER SHUTTERS

Suitable for commercial or industrial applications. These doors can also perform double duty providing protection against fire and security for every day use.

- Maximum width 16'0"; maximum height 8'0" (above lintel); up to 9' under lintel
- UL fire-rated label (FM label available)
- Steel (540) and Stainless Steel (550) available
- Release system ties into the building's fire system






# ROLLING DOOR PRODUCTS



## MODEL 600 ADV ROLLING GRILLE

Ideal applications are high cycle or high traffic areas such as parking garages, industrial manufacturing facilities, government and public facilities and shipping and receiving docks.

- Opening speed of 24" per second and closing speed of 12" per second
- Strong grille construction for longer curtain life
- Three times faster than standard rolling grilles
- Springless direct drive design provides smooth, reliable, high cycle operation
- Wireless safety edge reverses downward motion upon impact



## MODEL 600 HC HIGH CYCLE ROLLING GRILLE

Springless design provides high cycle performance for 15 times the cycle life of a standard rolling grille. Perfect for parking garages, manufacturing facilities and other high traffic areas.


- Maximum height of 14'4" and maximum width of 30'0"
- Reliable springless design
- Extended cycle life of 300K
- Galvanized steel links and solid rod construction



## MODEL 600 ROLLING GRILLE

Ideal for retail, as well as other commercial and industrial applications, Model 600 provides security combined with visibility and ventilation.

- Maximum width 42'0"; maximum height 20'0"
- Many available options, including: materials, operation, finishes, curtain patterns, emergency egress and locking
- Durable design provides for longer life
- Compact design for maximum access through opening



## MODEL 610 ACCORDION GRILLE

Wayne Dalton Accordion Grilles combine beauty, security, design flexibility with the economy of side-stacking and manual operation.

- Perforated steel panels for full ventilation
- Clear polycarbonate panels for visual access and durability
- Full-height aluminum curtain for maximum security

# COMMERCIAL DOORS

## MODEL 500 ROLLING COUNTER SHUTTERS

Designed for interior or exterior use, Model 500 Rolling Counter Shutters feature rugged construction that provides maximum security.

- Compact design
- Comprised of extruded aluminum, roll-formed galvanized steel or stainless steel slats
- Aesthetically pleasing



## MODEL 530 WOOD COUNTER SHUTTERS

Available in a variety of wood species, these counter shutters provide security with a warm, finished appearance.

- Available in Red Oak, White Oak, Birch, Mahogany, Pine, Cherry and other hardwoods
- Ideal for interior counters, check rooms, ticket offices and other service locations
- Compact design
- Natural beauty

*\*Steel and stainless steel*



## MODEL 560 INTEGRAL FRAME COUNTER SHUTTERS AND INTEGRAL FRAME FIRE COUNTER SHUTTERS

These counter doors are complete with frame and sill and carry a UL fire rated label\* where necessary. Shipped factory-welded and fully assembled.

- Steel, stainless steel, or aluminum
- Built-in or slip-in unit
- Easy installation



## MODEL 523 ROLLING SECURITY SHUTTERS

Wayne Dalton's Model 523 has a compact design and comes pre-assembled for easy installation in areas with low headroom and side room requirements.

- Standard sizes up to 20' wide and 14' high
- Manual, crank or motorized operation
- Aluminum construction
- Extruded aluminum slats





# ROLLING DOOR PRODUCTS



## GENIE COMMERCIAL OPERATORS



The Genie Commercial Line of industrial door operators meets the requirements of the most demanding applications.

- Available in medium, standard and heavy-duty
- Operating types include hoist, jackshaft and sidemount trolley
- Horsepower options include 1/2, 3/4, 1 and 3 HP

For more information, visit the Genie Commercial website at [commercial.geniecompany.com](http://commercial.geniecompany.com)

## FIRE DOOR RELEASE DEVICE



This device controls the release of the door in a fire emergency and provides protection for both people and property.

- Adjustable time delay
- Optional horn, strobe light or voice annunciator
- Optional battery backup system provides protection even in power outages

## ARCAT.com

Features downloadable specifications, and dozens of detail drawings available in a variety of formats, ARCAT also offers their SpecWizard™ service to help you build a custom specification. Simply type Wayne Dalton into the search box on the home page to access our technical information at ARCAT.com.

## SWEETS.com®

You'll find Wayne Dalton in the manufacturer directory at SWEETS.com. Our full specifications and CAD files are available on the SWEETS website.







## Architect Resource



Scan the QR code to go to our Architect Resource Center. In this tool, you will quickly find all of the specifications, drawings and documents you need for your project.

**Wayne  Dalton**

DISTRIBUTED BY:

2501 S. State Hwy. 121 Bus., Ste 200  
Lewisville, TX 75067

[wayne-dalton.com](http://wayne-dalton.com)



© 2025 Wayne Dalton, a Division of Overhead Door Corporation. Consistent with our policy of continuing product improvement, we reserve the right to change product specifications without notice or obligation. Item W900-1498 03/25