

ROLLING STEEL STORM SHELTER DOORS



- MODEL 800F TORNADO RESISTANT DOOR
- MODEL 800FR FIRE RATED DOOR
- MODEL 800FE FORCED ENTRY AND BALLISTIC RATED DOOR

MODEL 800F



Designed to meet the high wind load and impact requirements of FEMA 361 and ICC-500, the Wayne Dalton® Rolling Steel Storm Shelter Door Model 800F takes the features of Model 800 and reinforces them for additional safety.

This tornado resistant door has been pressure and impact tested under extreme conditions without tear or rupture.* Model 800F combines safety and function with 12-gauge curved slats that provide a natural water-shed, helping to reduce corrosion.

Steel slats are finished with a rust-inhibitive, G90 hot-dip galvanization treatment for enhanced durability and corrosion protection throughout the curtain's lifecycle. The slats are designed with free-acting interlocking joints that permit easy articulation when the door coils. Fitted with a heavy-duty double-angle bottom bar for additional safety and a counterbalance assembly consisting of a spring barrel, this door is built to meet the most demanding and rigorous applications.

IDEAL APPLICATIONS

Storm Shelters | Schools | Emergency Operations Centers

KEY PRODUCT FEATURES	
MAXIMUM STANDARD WIDTH	16'
MAXIMUM STANDARD HEIGHT	16'
CURTAIN	12-gauge galvanized steel
SLAT PROFILE	6" curved slats
FINISH	G90 galvanized
HOOD	24-gauge galvanized steel
STANDARD MOUNTING	Face-of-wall
OPERATION	Genie® GCL-GH operator
STANDARD SPRING	10,000 cycle
GUIDES	Three steel angles
BOTTOM BAR	Double angle steel
OBSTRUCTION DETECTION	Wireless sensing edge
WARRANTY	36-Months 10,000 cycle limited on door system
RATINGS	
*WIND LOAD	Tested: +/- 300 psf (ICC-500/FEMA 361) Tornado: +/- 250 psf (ICC-500/FEMA 361) Hurricane: +/- 200 psf (ICC-500/FEMA 361)
IMPACT RATED	Up to 100 mph

ENHANCEMENTS

- Galvanized steel bottom bar and angles
- Actuators: Transmitter, additional push button stations, pull station key switch, horns or strobes, loop detector, motion detector, photo eyes
- Mount type: bench, top, or wall mount
- RAL Premium and hardened powder coat paint finishes

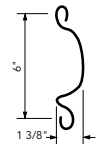
RAL Powder Coat



Approximately 200 RAL powder coat finishes also available.

Actual colors may vary from brochure due to fluctuations in the printing process. Always request a color sample from your Wayne Dalton dealer for accurate color matching.

SLAT PROFILE



6" Curved Slat

*The Wayne Dalton, a Division of Overhead Door Corporation, Rolling Steel Garage Door passed all the criteria for Chapter 8 of ICC 500-2020, ICC/NSSA Standard for the Design and Construction of Storm Shelters for impact and pressure testing.

TORNADO RESISTANT DOOR



MODEL 800FR

The Wayne Dalton® Rolling Steel Shelter Door Model 800FR has been tested and passed against extreme fire conditions*. This door features a heavy-duty double-angle bottom bar designed to help enhance fire protection. Steel slats are finished with a rust-inhibitive, G90 hot-dip galvanization treatment for enhanced durability and corrosion protection.

A spring barrel encases the counterbalance mechanism and provides the axis around which the curtain coils. The curved slats are designed with free-acting interlocking joints that permit easy articulation when the door coils.

With an included Genie® GCL-H fire door operator built with a fuse link mechanism for drop on alarm and integration into a single push button activation system, Model 800FR is built to combine durability and safety where it's needed most.

IDEAL APPLICATIONS

Schools | Gymnasiums | Emergency Operations Centers

KEY PRODUCT FEATURES

MAXIMUM STANDARD WIDTH	11'
MAXIMUM STANDARD HEIGHT	11'
CURTAIN	12-gauge galvanized steel
SLAT PROFILE	6" curved slat
FINISH	G90 galvanized
HOOD	24-gauge galvanized steel
STANDARD MOUNTING	Face-of-wall
OPERATION	Genie® GCL-H fire door operator
STANDARD SPRING	10,000 cycle
GUIDES	Three steel angles
BOTTOM BAR	Double angle steel
OBSTRUCTION DETECTION	Wireless sensing edge
WARRANTY	36-Months 10,000 cycle limited on door system

RATINGS

*WIND LOAD	Tested: +/- 300 psf (ICC-500/FEMA 361) Tornado: +/- 250 psf (ICC-500/FEMA 361) Hurricane: +/- 200 psf (ICC-500/FEMA 361)
*WARNOCK HERSEY (WH)	UL 10B NFPA 252 and CAN/ULC S104 Fire rated up to 4 hours
IMPACT RATED	Up to 100 mph

ENHANCEMENTS

- Galvanized steel bottom bar and angles
- Actuators: Transmitter, additional push button stations, pull station key switch, horns or strobes, loop detector, motion detector, photo eyes
- Mount type: bench, top, or wall mount
- RAL Premium and hardened powder coat paint finishes

RAL Powder Coat



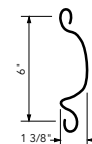
Approximately 200 RAL powder coat finishes also available.

Actual colors may vary from brochure due to fluctuations in the printing process.

Always request a color sample from your Wayne Dalton dealer for accurate color matching.

**The Wayne Dalton, a Division of Overhead Door Corporation, Rolling Steel Garage Door met the conditions of acceptance of UL 10B for 240 minutes.*

SLAT PROFILE



6" Curved Slat

FIRE RATED DOOR



MODEL 800FE

When safety is the priority, the Wayne Dalton® Rolling Steel Shelter Door Model 800FE can perform to meet the tough requirements of most commercial applications.

Model 800FE meets the requirements for ATSM F3038-21 and carries a ballistics rating of NIJ 0108.01. Built with a heavy-duty double-angle bottom bar designed to help add protection against forced entry. Designed with safety and durability in mind, this door features 12-gauge curved slats that are designed with free-acting interlocking joints that permit easy articulation when the door coils and provide a natural water-shed to reduce corrosion. Steel slats are finished with a rust-inhibitive, G90 hot-dip galvanization treatment for enhanced durability and corrosion protection.

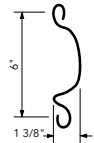
The counterbalance assembly consists of a spring barrel to create the access for the curtain coils.

IDEAL APPLICATIONS

Storefronts | Safe Rooms | School

KEY PRODUCT FEATURES	
MAXIMUM STANDARD WIDTH	16'
MAXIMUM STANDARD HEIGHT	16'
CURTAIN	12-gauge galvanized steel
SLAT PROFILE	6" curved slats
FINISH	G90 galvanized
HOOD	24-gauge galvanized steel
STANDARD MOUNTING	Face-of-wall
OPERATION	Genie® GCL-GH operator
STANDARD SPRING	10,000 cycle
GUIDES	Three steel angles
BOTTOM BAR	Double angle steel
OBSTRUCTION DETECTION	Wireless sensing edge
WARRANTY	36-Months 10,000 cycle limited on door system
RATINGS	
*FORCED ENTRY ASTM F3038	ASTM F3038-21 Up to 30 minutes
*BALLISTICS	.22 LR & .38 Special (NIJ 0108.01)

SLAT PROFILE



6" Curved Slat

ENHANCEMENTS

- Galvanized steel bottom bar and angles
- Actuators: Transmitter, additional push button stations, pull station key switch, horns or strobes, loop detector, motion detector, photo eyes
- Mount type: bench, top, or wall mount
- RAL Premium and hardened powder coat paint finishes

RAL Powder Coat



Approximately 200 RAL powder coat finishes also available.

Actual colors may vary from brochure due to fluctuations in the printing process. Always request a color sample from your Wayne Dalton dealer for accurate color matching.

*The Wayne Dalton Rolling Steel Door passed all criteria for: ASTM F3038-21, Standard Test Method for Timed Evaluation of Forced-Entry-Resistant Systems, Forced Entry Resistance: 30 minutes, and NIJ Standard 0108.01, Ballistic Resistant Protective Materials, National Institute of Justice, September 1985. Wayne Dalton is a division of Overhead Door Corporation. RAL powder coat finish is not available on Ballistic Rated doors.

FORCED ENTRY AND BALLISTIC RATED DOOR





Architect Resource



Scan the QR code to go to our Architect Resource Center. In this tool, you will quickly find all of the specifications, drawings and documents you need for your project.

Wayne Dalton™

2501 S. State Hwy. 121 Bus., Ste 200
Lewisville, TX 75067

wayne-dalton.com

