




MODEL 881 ADV-XTREME

INTERIOR HIGH SPEED, HIGH PERFORMANCE FABRIC DOOR



Airtight design for environmentally controlled areas

INDEPENDENTLY-TESTED AIRTIGHT DESIGN

- Prevents airborne contaminants from entering a controlled environment
- Reduces air exchange to no higher than .236 cfm/sf (ASTM E-283)

HIGH PERFORMANCE DESIGN

- Strutless design lowers the operational noise of the door for quiet and smooth operation
- Springless design requires minimal interruption for maintenance
- Direct-mounted gear drive minimizes wear and tear
- Variable frequency drive eliminates sudden jolts from door start/stop

FIELD REPAIRABLE

- Patented breakaway system design with impact detection and push button self-repair
- Patented curtain lock makes door easy to repair in the field

INSTALLER FRIENDLY

- Pre-assembled sub-assemblies for easier installation
- Plug and play wiring reduces need for licensed electrician



MODEL 881 ADV-XTREME

INTERIOR HIGH SPEED, HIGH PERFORMANCE FABRIC DOOR

STANDARD FEATURES OVERVIEW

MAX WIDTH [▲]	14'
MAX HEIGHT [▲]	14'
MAX OPENING SPEED	Up to 70" per second
MAX CLOSING SPEED	Up to 40" per second
CERTIFIED AIR TIGHTNESS	< 0.236 cfm/sq ft (independently tested to ASTM E283 standard)
BREAKAWAY SELF RESET	Yes
WIND LOAD*	Up to 7.5 psf
CURTAIN MATERIAL	2 layers of PVC-coated polyester with 1 layer of polyester weave
CURTAIN LOCK OPERATION	Yes Direct drive motor and gearbox system with field changeable universal handing and door stop safety device
CONTROL PANEL	Variable frequency drive NEMA 4X cULus listed; Onboard self diagnostic and service reminder; Built-in padlockable fused disconnect
OBSTRUCTION SAFETY DETECTION	Infrared sensors mounted in-plane to the door curtain at 18" and 50" - 54" from floor
REVERSING SAFETY EDGE	Wireless reversing edge
AVAILABLE SUPPLY VOLTAGES**	120V AC 1 PH, 208V AC 1 PH†, 220V AC 1 PH, 208V AC 3 PH†, 230V AC 3 PH, 460V AC 3 PH, 575V AC 3 PH† (†Requires stand-alone mounted transformer)
HINGED GUIDES	Provide easy access for maintenance

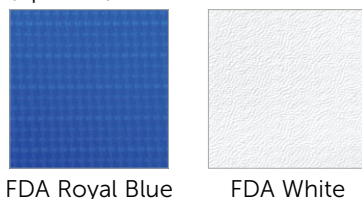
OPTIONS

- **20" high vision panels** – spaced evenly across width of door
- **Multiple actuation options** – push button, motion detector, radio control, key switch, pull switch, loop detector, treadle switch. Wireless options available
- **Signaling devices** – red/green LED warning light, horn/strobe combination, rotating warning light
- **Stainless steel guides, hood, motor cover, and head plates**
- **Programmable LED Lighting Package** – 3' tall light bar with red, yellow, green lights
- **For food and beverage applications** – an FDA-compliant fabric option is available
- **Cooler application** – Air curtain options available including heated or non-heated, steel or stainless steel and various voltage offerings
- **Light curtain** – front or rear mounted; available in 3' and 6' models

CURTAIN COLOR OPTIONS




FDA-compliant applications (optional)



Standard color for guides and bottom bar is yellow.
Approximately 200 optional RAL powder coat colors are also available.



Actual colors may vary from brochure due to fluctuations in the printing process. Always request a color sample from your Wayne Dalton Dealer for accurate color matching.



Patented curtain lock allows for easy field repairs

*Wind load is the ultimate pressure tested at door width of 10'.

**Single phase available up to 10' x 10' doors.

▲ Width and height of door may affect opening speed.
Please consult factory for specifics.

APPLICATIONS

- Manufacturing/Heavy manufacturing
- Warehouse distribution
- Pharmaceutical
- Food and Beverage
- Cold Storage

Wayne Dalton

2501 S. State Hwy. 121 Bus., Ste 200
Lewisville, TX 75067



wayne-dalton.com