

MODEL 453

WIND LOAD ALUMINUM FULL-VIEW



MODERN APPEAL FOR WIND LOAD AREAS

Wayne Dalton's Aluminum Full-View doors are the preferred choice when visibility and light transmission are just as important as design. Perfect for commercial applications such as auto dealerships, car washes and restaurant patios where aesthetics are a priority, Model 453 is weather-resistant, and virtually maintenance-free.


This door is built to meet local building codes, including Florida Building Code, Static and Impact approvals, providing protection from a variety of wind conditions, such as hurricane force winds.

- STANDARD SIZES UP TO 22' 2" WIDE AND 20' 1" HIGH
- VARIETY OF GLASS AND FINISH OPTIONS
- DURABLE CONSTRUCTION
- WIND LOAD PROTECTION

MODEL 453

STANDARD FEATURES OVERVIEW

THERMAL EFFICIENCY

U-FACTOR* 	As low as 0.28 with Low E insulated glass
R-VALUE**	Up to 4.09 with optional insulation

CONSTRUCTION

MAX WIDTH	22' 2" (6,766 mm)
MAX HEIGHT	20' 1" (6,121 mm)
DOOR ASSEMBLY	6063-T6 Aluminum Secured with 1/4" diameter through rods Top rail 3-3/4" width, Bottom Rail 3-3/4" width, Intermediate rail 3-11/16 width
RAILS	Top and bottom rails with 2 3/8" wide, lower intermediate rail 1 19/32", upper rail 2 3/8", minimum wall thickness 0.062"
STILES	Center stile width: 2-11/16; End stile width: 3-5/16
SPRINGS	10,000 cycles
GLAZING	1/8", 1/4", 1/2"
FINISH	Clear Anodized
WIND LOAD	Provide to meet the design/performance requirements specified
LOCK	Galvanized, interior-mounted single unit
WEATHERSTRIPPING	Flexible bulb-type strip at bottom section
TRACK	2" (51 mm)
OPERATION	Manual pull rope or chain hoist
WARRANTY	

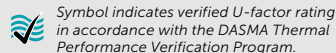
TERMS	One (1) year limited warranty on door systems
--------------	---

OPTIONS

- Springs: 25,000, 50,000, 75,000 or 100,000 cycles
- Electric motor operation: Provide UL listed electric operator, equal to Genie Commercial Operators, size and type as recommended by manufacturer to move door in either direction at not less than 2/3 foot or more than 1 foot per second
- Lock options: Interior mounted slide lock with interlock switch for automatic operator, keyed lock, keyed lock with interlock switch for automatic operator
- Bottom sensing edge
- Weather stripping: Jamb and header seals
- Powder coat finishes: Color as selected by architect from manufacturer's standard colors
- Anodized finishes: Light Bronze, Medium Bronze, Dark Bronze, Black
- Exhaust ports
- Bracket mounting
- 3" track



Wayne Dalton participates in the DASMA Thermal Performance Verification Program. The program verifies the thermal performance of sectional doors. The lower the U-factor rating, the better the thermal performance.




FINISH OPTIONS

Anodized Finishes



Clear (Standard)



Light Bronze



Medium Bronze



Dark Bronze



Black

Actual door colors may vary from brochure photos due to fluctuations in the printing process. Always request a color sample from your Wayne Dalton Dealer for accurate color matching.

RAL POWDER COAT FINISHES

Approximately 200 optional RAL powder coat colors are also available.



*U-factor is independently tested and verified per ANSI/DASMA 105 using doors with full glazing and specific product sizes.

**Wayne Dalton uses a calculated door section R-value for our insulated doors.

†Meets IECC® requirements for maximum U-factor of operable fenestrations and ASHRAE 90.1 and IECC® requirements for maximum air leakage of fenestration assemblies.



Architect Resource



Scan the QR code to go to our Architect Resource Center. In this tool, you will quickly find all of the specifications, drawings and documents you need for your project.

Wayne  Dalton™

DISTRIBUTED BY:

2501 S. State Hwy. 121 Bus., Ste 200
Lewisville, TX 75067

wayne-dalton.com



© 2026 Wayne Dalton, a Division of Overhead Door Corporation. Consistent with our policy of continuing product improvement, we reserve the right to change product specifications without notice or obligation. Item W900-1241 01/26